

Modelling approaches in ecological and environmental macroeconomics

Yannis Dafermos



11th PKES Summer School, 23 June 2022

Ecological vs environmental macroeconomics

Two different traditions in analysing environmental issues from an economics point of view:

- ***Environmental economics***: Environmental problems are analysed as market failures that can be tackled by putting the right price on negative environmental externalities. This tradition relies on neoclassical economics.
- ***Ecological economics***: The economy is considered to be a subsystem of the ecosystem and the implications of the laws of thermodynamics are explicitly taken into account. This tradition uses insights from many disciplines and has strong links with heterodox economics.

Ecological vs environmental macroeconomics

- In environmental economics a **weak conception of sustainability** is adopted: natural capital (like matter and energy sources) and human-made capital are assumed to be perfectly substitutable.
- On the contrary, ecological economics adopts a **strong conception of sustainability**: substitutability is assumed to be limited.
- **Weak sustainability**-> technological innovation is the main solution to the environmental problems.
- **Strong sustainability**-> technological innovation is useful, but is not enough; more fundamental changes are necessary.

Ecological vs environmental macroeconomics

- **Environmental macroeconomics** analyses macroeconomic issues by relying on the tradition of environmental economics.
- **Ecological macroeconomics** is a relatively recent field which analyses macroeconomic issues by combining ecological economics with heterodox macroeconomics.
- Post-Keynesian macroeconomics has played a key role in the development of ecological macroeconomics.

Outline

1. Incorporating environmental issues into macroeconomic modelling
2. The DICE model
3. E-SFC modelling
4. E-DSGE modelling
5. Conclusion

1. Incorporating environmental issues into macroeconomic modelling

Approach 1: Environmental modelling without environmental variables

- Macroeconomic models can be extended to include a distinction between (i) carbon-intensive and green sectors, (ii) green and conventional (private and public) investment, (iii) green and conventional financial products (such as bonds and loans).
- This approach is typically used to analyse **transition risks** and the macroeconomic implications of **environmental policies**.

1. Incorporating environmental issues into macroeconomic modelling

Approach 2: Environmental modelling with environmental variables

- Macroeconomic models can be extended to include (i) carbon emissions, (ii) material flows and waste and (iii) the feedback effects of the environment on the macroeconomy.
- This approach is typically used to analyse the harmful effects of economic activity on the **environment** and the implications of **physical risks**.

1. Incorporating environmental issues into macroeconomic modelling

Environmental vs ecological macroeconomic modelling

Environmental macroeconomic models	Ecological macroeconomic models
Supply-determined output (demand might matter only in the short run)	Demand-determined output (with supply-side constraints)
Banks are financial intermediaries (when they exist)	Money is endogenous
Utility and profit maximisation	Fundamental uncertainty/bounded rationality
Income distribution does not typically matter	Income distribution affects economic activity
Cost-benefit analysis	Systems-based analysis

2. The DICE model

- The Dynamic Integrated Climate Economy (DICE) model that has been developed by **William Nordhaus** is the most popular Integrated Assessment Model (IAM).
- It combines an economy module, that relies on a standard neoclassical growth framework, with a climate module.
- The model has been used extensively for identifying optimal carbon pricing.

Climate Change: The Ultimate Challenge for Economics¹

By WILLIAM NORDHAUS²

The science of economics covers a vast terrain, as is clear from the history of Nobel awards in this area. Among the many fields that have been recognized are portfolio theory to reduce investment risk, the discovery of linear programming algorithms to solve complex allocation problems, econometric methods as a way of systematically understanding history and behavior, economic growth theory, and general-equilibrium theory as the modern interpretation of the invisible hand of Adam Smith.

The award this year concerns another of the many fields of economics. It involves the spillovers or externalities of economic growth, focusing on the economics of technological change and the modeling of climate-change economics. These topics might at first view seem to live in separate universes. The truth is that they are manifestations of the same fundamental phenomenon, which is a global externality or global public good. Both involve science and technology, and both involve the inability of private markets to provide an efficient allocation of resources. They also draw on the fields mentioned above as integral parts of the theoretical apparatus needed to integrate economics, risk, technology, and climate change.

The two topics not only share a common intellectual heritage, but also are both of fundamental importance. Technological change raised humans out of Stone Age living standards. Climate change threatens, in the most extreme scenarios, to return us economically whence we came. Humans clearly have succeeded in harnessing new technologies. But humans are clearly failing, so far, to address climate change.

My colleague Paul Romer has made fundamental contributions to understanding the global externality of knowledge, and we learn of that key discovery in his essay. This essay addresses the climate-change externality—its sources, its potential impacts, and the policy tools that are available to stem the rising tides and damages that this externality will likely bring to humans and the natural world. It draws upon my writings in the area, most of which are cited in the references.

¹Department of Economics, Yale University, PO Box 208268, New Haven, CT 06520 (email: william.nordhaus@yale.edu). The research underlying this essay has benefited from the contributions of innumerable teachers, collaborators, students, and institutions, many of whom are mentioned below. Because they are so numerous and their contributions are so deep, I will mention only one, who was a guiding mentor and contributor for many decades, Tjalling Koopmans. He represents the spirit of courageous innovation in many fields of economics and can stand in for the many others whose work fills the equations and pages of climate-change economics.

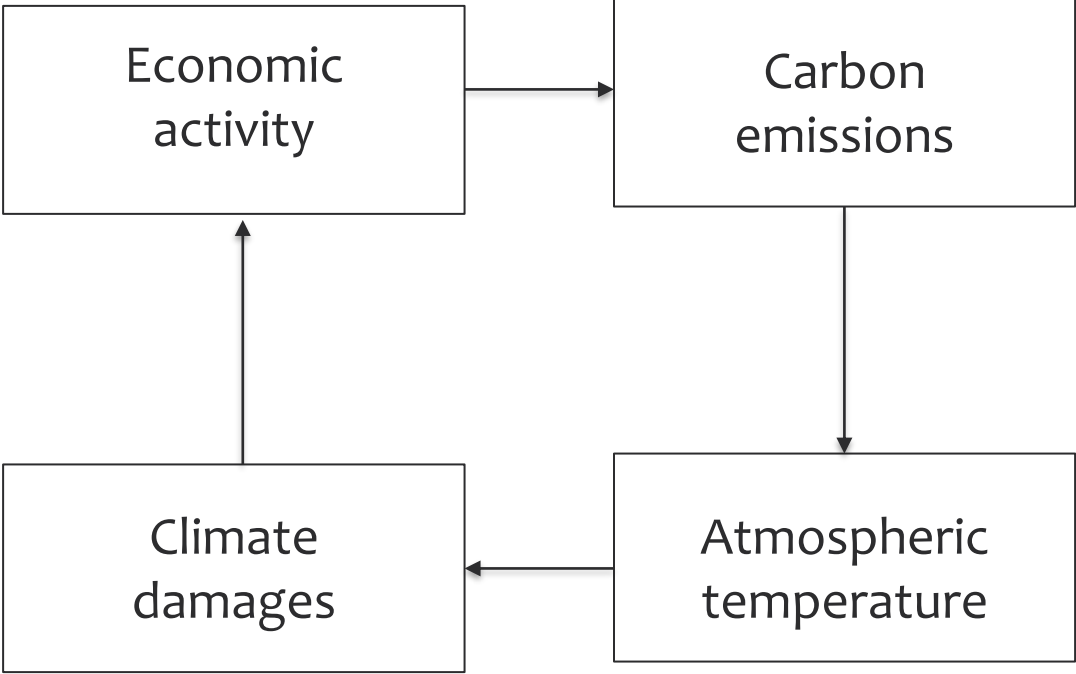
²This article is a revised version of the lecture William Nordhaus delivered in Stockholm, Sweden, on December 8, 2018 when he received the Bank of Sweden Prize in Economic Sciences in memory of Alfred Nobel. This article is copyright © The Nobel Foundation 2018 and is published here with permission of the Nobel Foundation.

³Go to <https://doi.org/10.1257/aer.109.6.1991> to visit the article page.

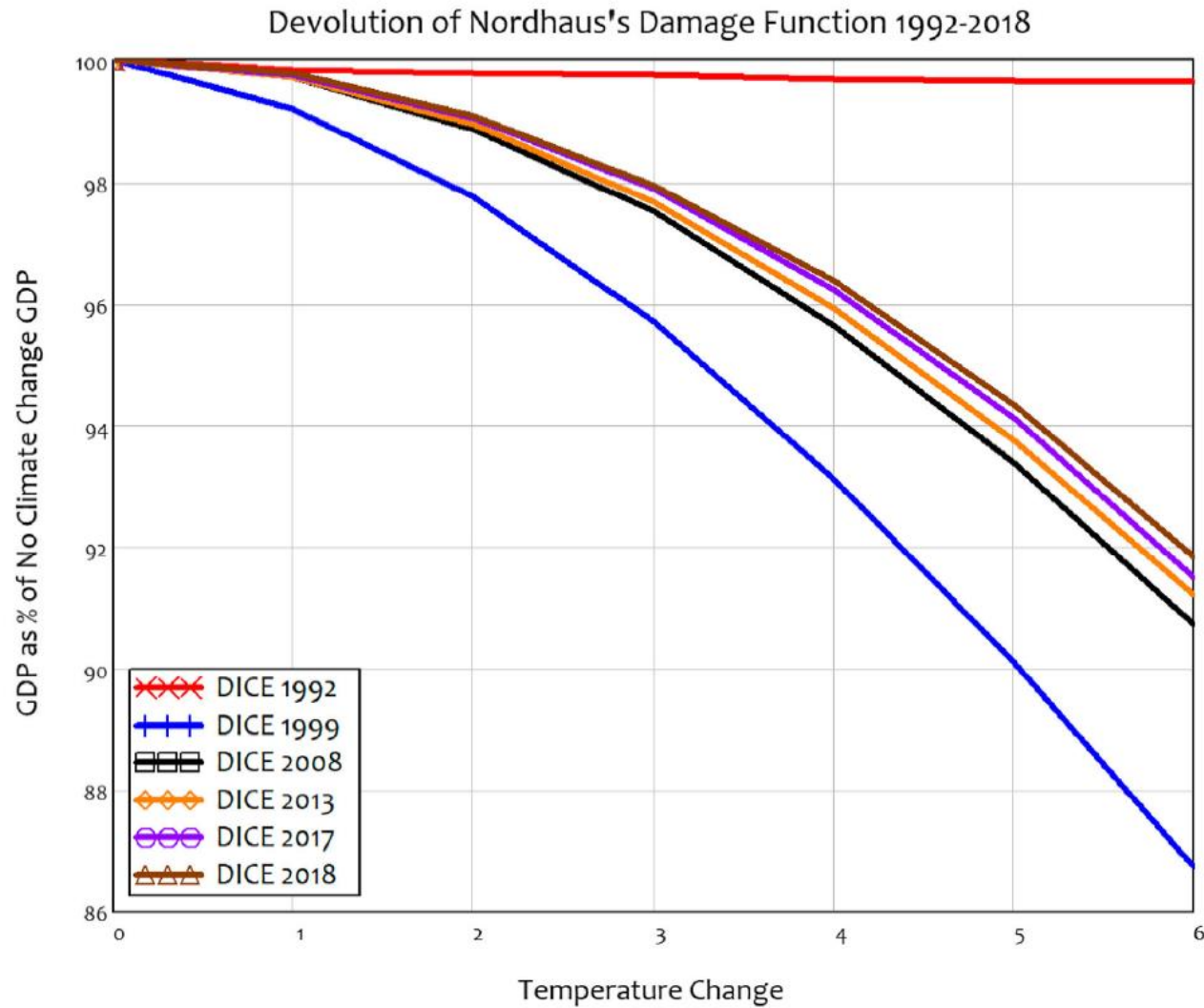
2. The DICE model

- **Households** maximise their welfare taking into account their time preferences and the impact of consumption on their utility.
- **Firms** produce output by using capital and labour. They maximise their profits. Their investment is financed through household saving (saving causes investment).
- Firms can spend money on a **backstop technology**, which allows them to reduce carbon emissions and contribution to climate mitigation.
- There is an **abatement cost function** according to which the cost of emission reductions depends on the emission reduction rate.
- No banks and no involuntary unemployment.

2. The DICE model

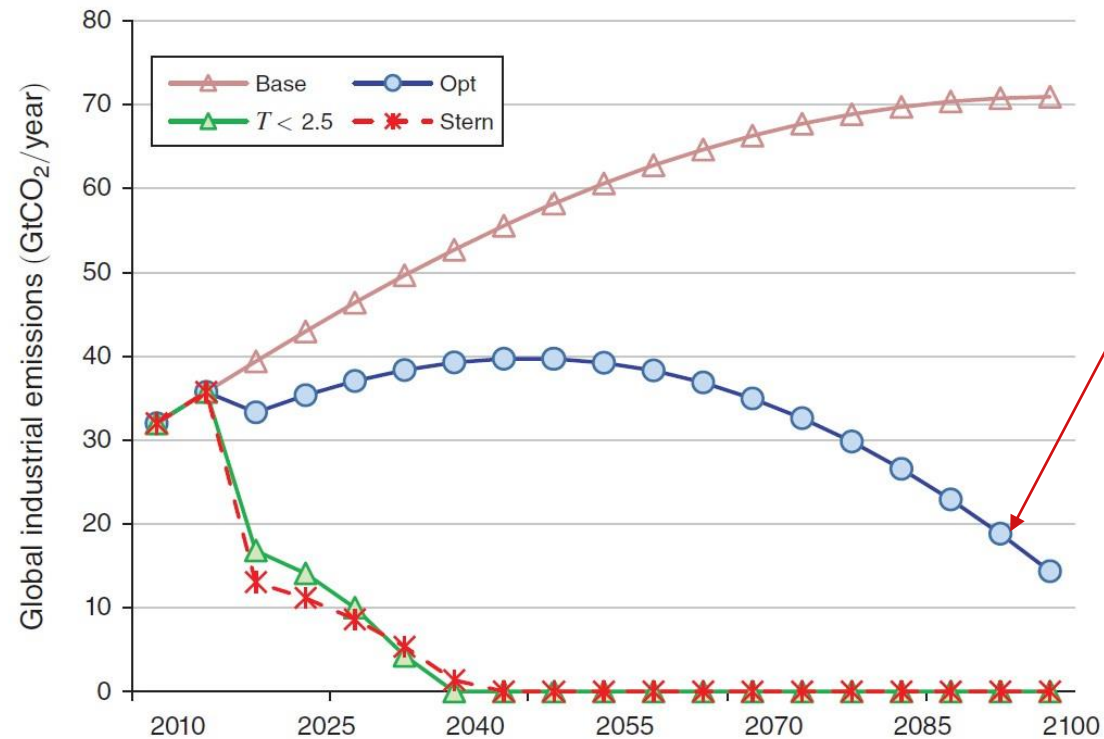


2. The DICE model



2. The DICE model

Key results



Cost-benefit analysis: The **optimal carbon price** balances the present value of the **costs** of abatement and the present value of the **benefits** of reduced climate damages

FIGURE 2. ACTUAL AND PROJECTED EMISSIONS OF CO₂ IN DIFFERENT SCENARIOS

Note: The two most ambitious scenarios require zero emissions before mid-century.

Source: Nordhaus (2018)

2. The DICE model

Key results

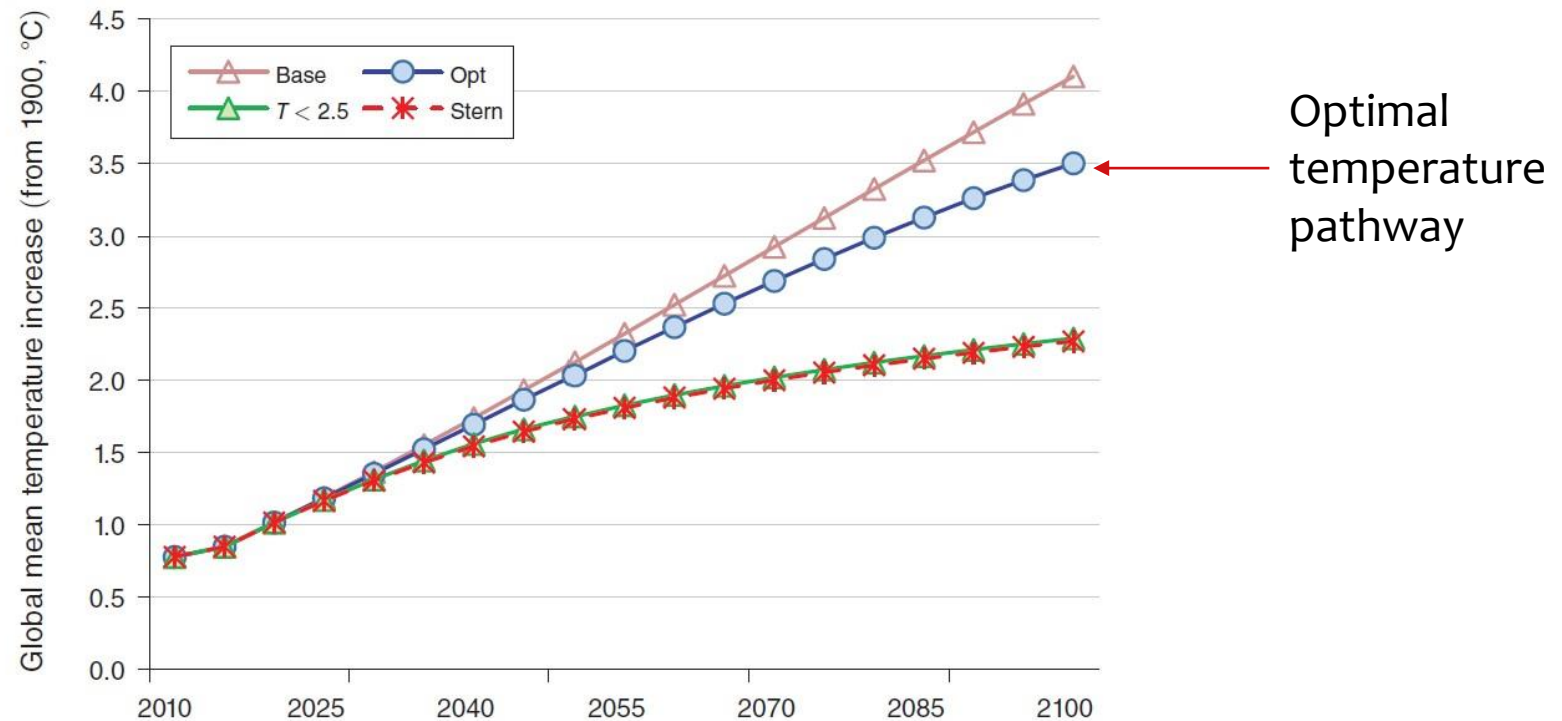


FIGURE 4. TEMPERATURE CHANGE IN DIFFERENT SCENARIOS

Note: The two most ambitious scenarios cannot limit temperature to 2.5°C in the best-guess projections.

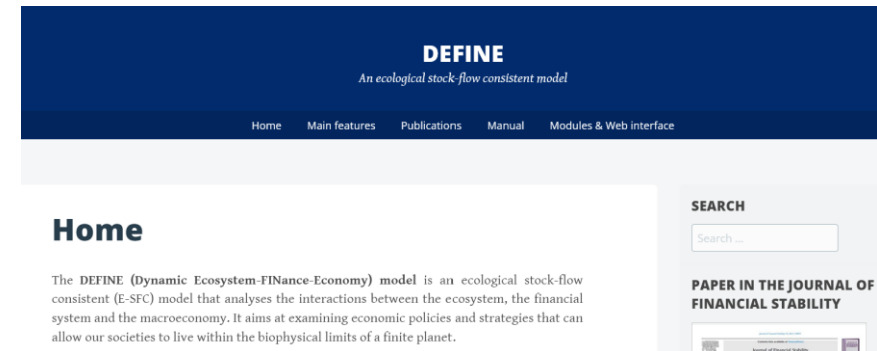
Source: Nordhaus (2018)

3. E-SFC modelling

- **Ecological stock-flow consistent (E-SFC)** models have been widely used to analyse the interactions between the economy and the ecosystem, as well as the macrofinancial implications of environmental policies.
- A distinct feature of SFC models is the emphasis that they place on the *stock-flow interactions* between macroeconomic and financial variables.
- E-SFC models have analysed the role of **green fiscal policy** (Bovari et al., 2018; Monasterolo and Raberto, 2018, 2019; Dafermos and Nikolaidi, 2019), **green monetary policy** (Dafermos et al., 2018), **green financial regulation** (Dafermos and Nikolaidi, 2021; Dunz et al., 2021) and **low growth** (Jackson and Victor, 2020).
- Ecological **agent-based** models (e.g. Lamperti et al., 2018) typically derive similar results as the SFC models but have the additional feature of agent-based interactions.

3. E-SFC modelling

- The **Dynamic Ecosystem FINance-Economy (DEFINE) model** is an E-SFC model that analyses the interactions between the ecosystem, the macroeconomy and the financial system.
- **Firms** invest both in green and conventional capital and take out green and conventional loans from banks.
- **Banks** provide only a proportion of the demanded loans. Interest loan spreads are endogenous.
- **Households** receive several forms of income and invest in bonds, deposits and government securities. The wage income share depends negatively on the unemployment rate due to a bargaining power channel.
- The **government sector** invests in conventional and green capital.
- **Central banks** set the base interest rate and buy conventional/green bonds issued by firms.



3. E-SFC modelling

Balance sheet matrix

	Households	Firms	Commercial banks	Government sector	Central banks	Total
Conventional capital		$+\Sigma K_{C(PRI)it}$		$+K_{C(GOV)t}$		$+K_{Ct}$
Green capital		$+\Sigma K_{G(PRI)it}$		$+K_{G(GOV)t}$		$+K_{Gt}$
Durable consumption goods	$+DC_t$					$+DC_t$
Deposits	$+D_t$		$-D_t$			0
Conventional loans		$-\Sigma L_{Cit}$	$+\Sigma L_{Cit}$			0
Green loans		$-\Sigma L_{GIt}$	$+\Sigma L_{GIt}$			0
Conventional bonds	$+\bar{p}_{CbCHt}$	\bar{p}_{CbCt}			$+\bar{p}_{CbCCBt}$	0
Green bonds	$+\bar{p}_{GbGHt}$	\bar{p}_{GbGt}			$+\bar{p}_{GbGCBt}$	0
Government securities	$+SEC_{Ht}$		$+SEC_{Bt}$	$-SEC_t$	$+SEC_{CBt}$	0
High-powered money			$+HPM_t$		$-HPM_t$	0
Advances			$-A_t$		$+A_t$	0
Total (net worth)	$+V_{Ht}$	$+V_{Ft}$	$+CAP_t$	$-SEC_t + K_{C(GOV)t} + K_{G(GOV)t}$	$+V_{CBt}$	$+K_{Ct} + K_{Gt} + DC_t$

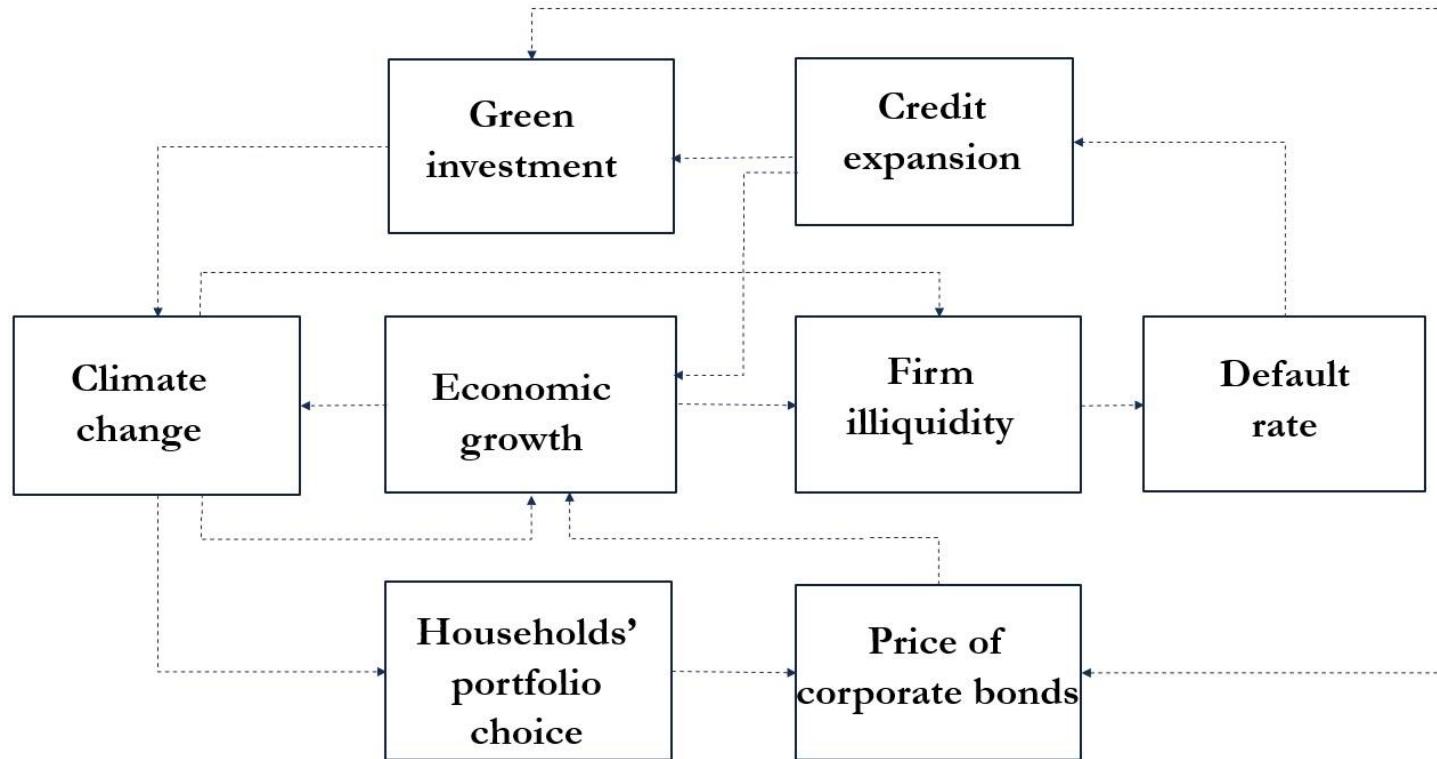
3. E-SFC modelling

Physical flow matrix

	Material balance	Energy balance
Inputs		
Extracted matter	$+M_t$	
Non-fossil energy		$+E_{NFt}$
Fossil energy	$+CEN_t$	$+E_{Ft}$
Oxygen used for fossil fuel combustion	$+O2_t$	
Outputs		
Industrial CO ₂ emissions	$-EMIS_{INt}$	
Waste	$-W_t$	
Dissipated energy		$-ED_t$
Change in socio-economic stock	$-\Delta SES_t$	
Total	0	0

3. E-SFC modelling

Key channels through which climate change and financial stability interact in the model



Source: Dafermos, Nikolaidi and Galanis (2018)

3. E-SFC modelling

Green fiscal policies

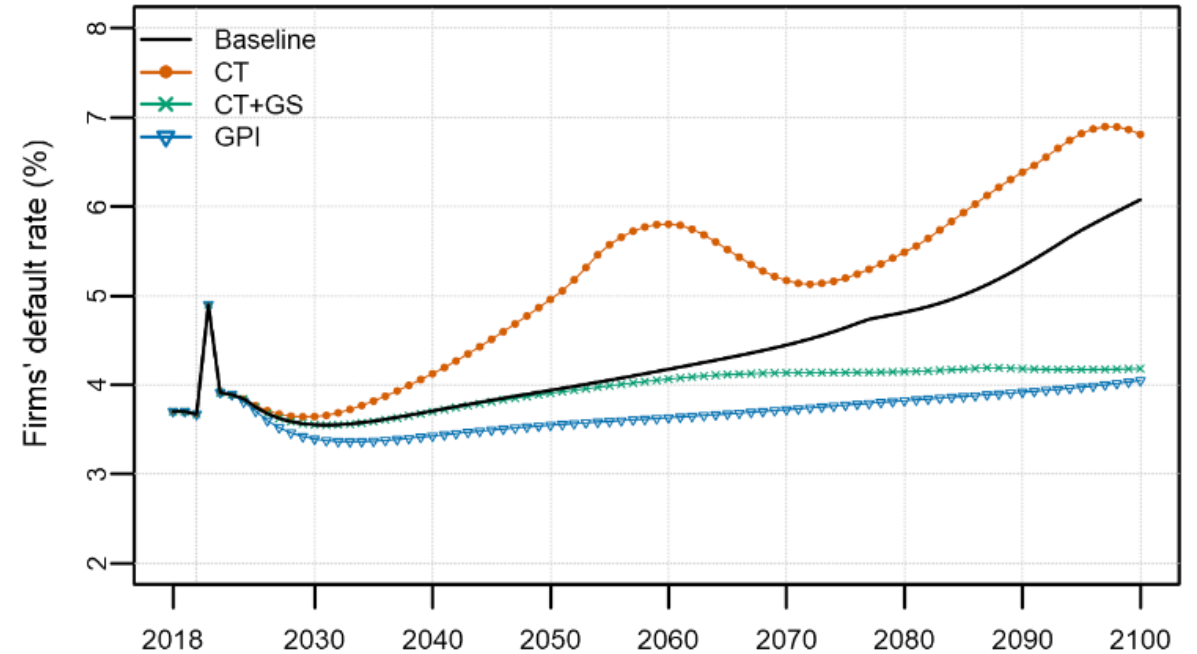
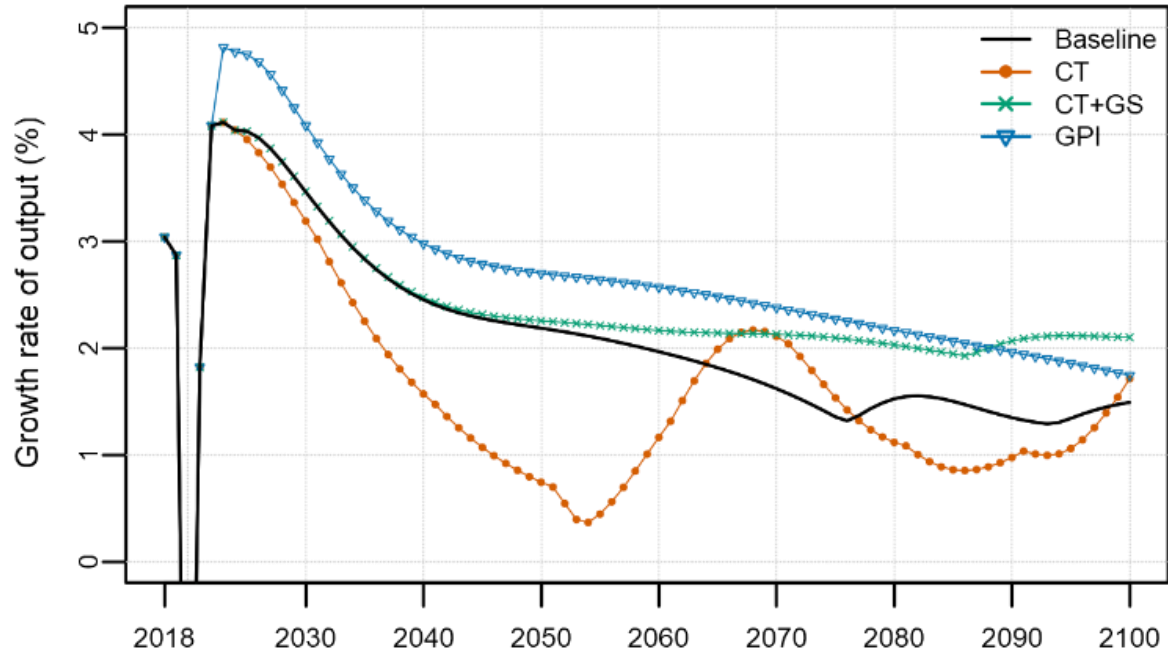
- **Carbon Tax (CT):** An increase in carbon taxes after 2023, without revenue recycling.
- **Carbon Tax and Green Subsidies (CT+GS):** Carbon taxes are recycled in the form of green subsidies that are provided to firms. The level of carbon taxes is the same as in the first scenario.
- **Green Public Investment (GPI):** Green public investment increases after 2023 from around 0.2% to 1% of GDP per year.

3. E-SFC modelling

Green fiscal policies

Growth rate of output

Default rate

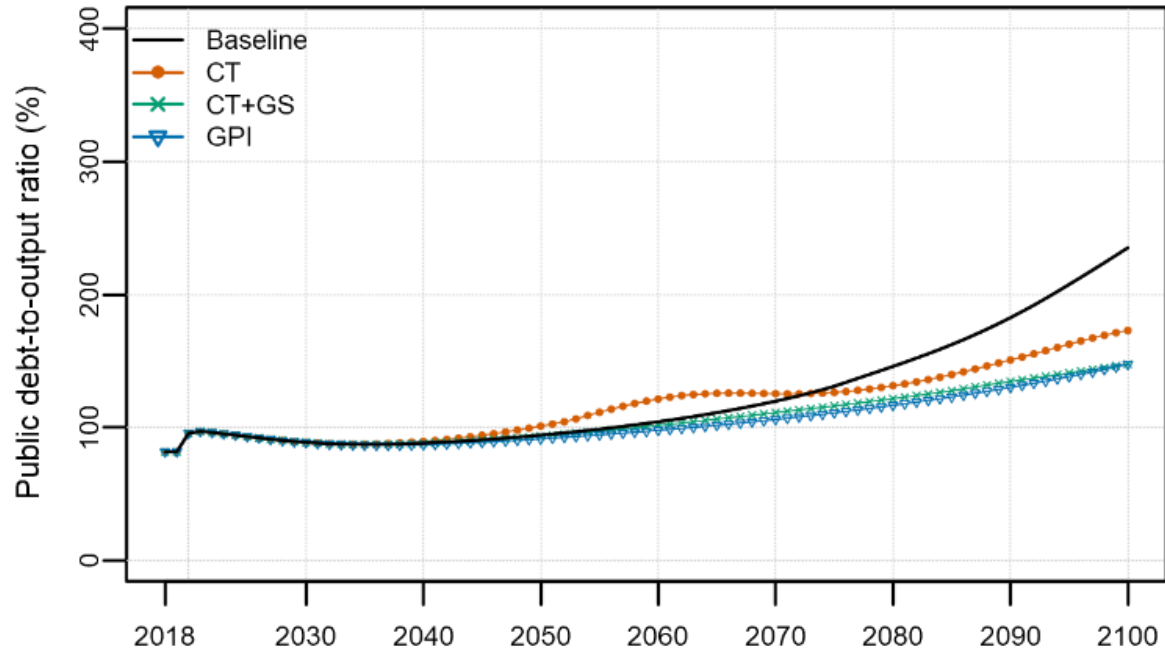


Source: Dafermos and Nikolaidi (in progress)

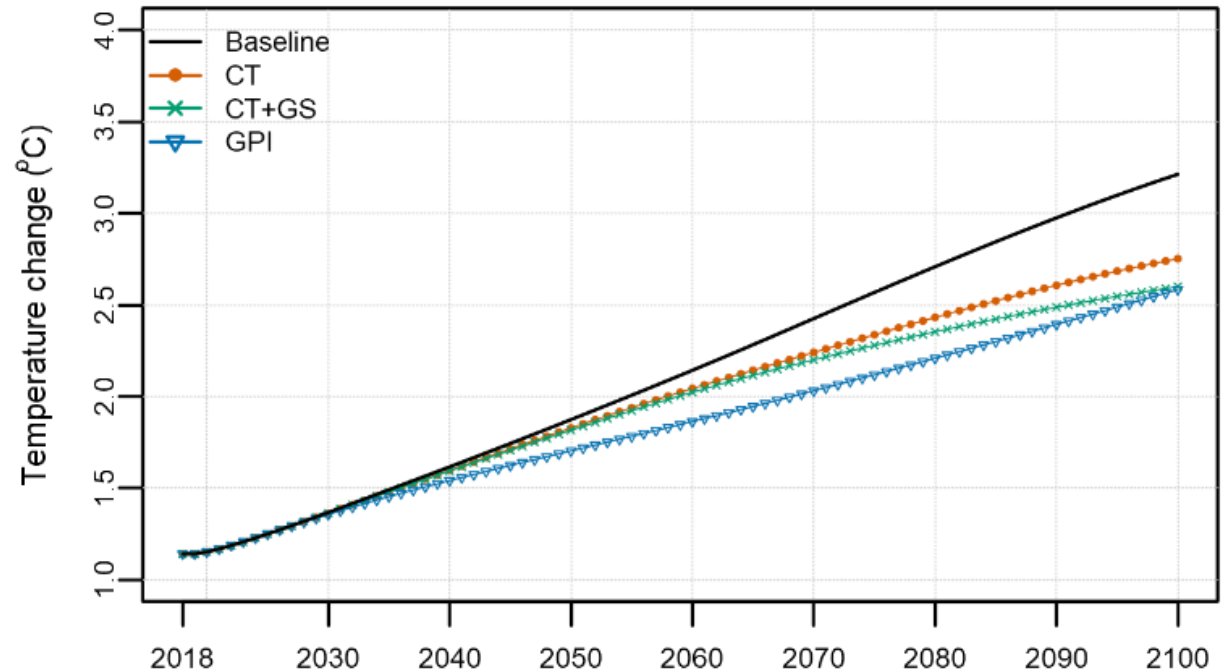
3. E-SFC modelling

Green fiscal policies

Public debt-to-GDP



Atmospheric temperature



Source: Dafermos and Nikolaidi (in progress)

3. E-SFC modelling

Green fiscal policies

Category	Indicators	Carbon tax		Carbon tax+Green subsidy		Green public investment	
		Short run	Long run	Short run	Long run	Short run	Long run
Ecological	Atmospheric temperature	Moderately declines	Declines	Moderately declines	Declines	Moderately declines	Declines
	Material use and waste	Moderately decline	Decline	Moderately decline	Decline	Moderately decline	Increase
Macroeconomic/ social	Unemployment rate	Moderately increases	Increases	Moderately declines	Declines	Moderately declines	Declines
	Wage share	Moderately declines	Declines	Moderately increases	Increases	Moderately increases	Increases
Financial	Default rate	Moderately increases	Increases	Moderately declines	Declines	Moderately declines	Declines
	Banks' leverage ratio	Moderately increases	Increases	Moderately declines	Moderately declines	Moderately declines	Declines
	Public indebtedness	Increases	Declines	Declines	Declines	Declines	Declines

Source: Dafermos and Nikolaidi (in progress)

3. E-SFC modelling

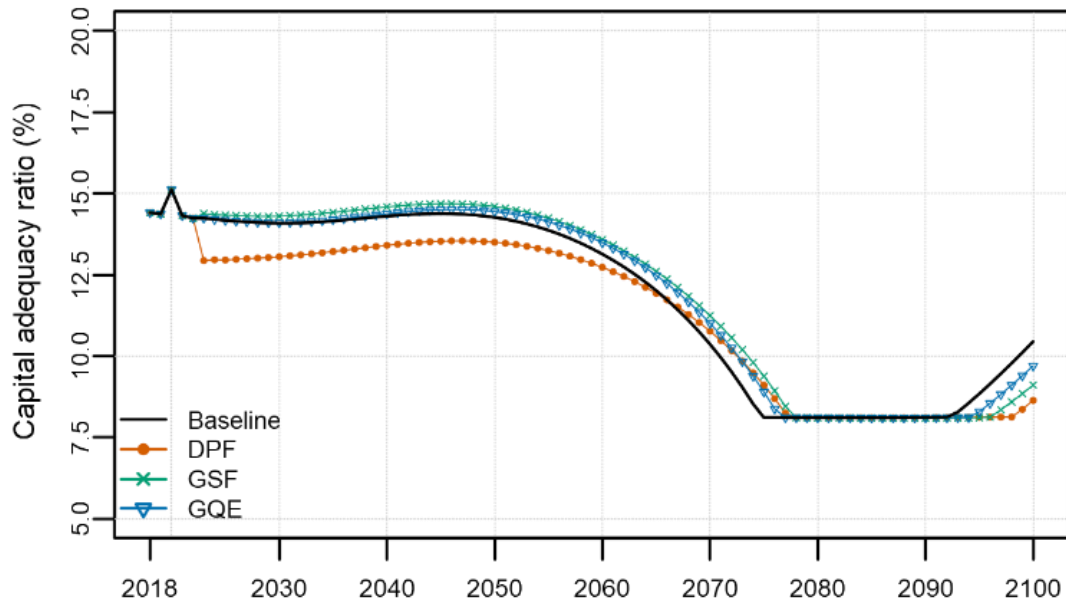
Green monetary/financial policies

- **Dirty Penalising Factor (DPF):** the risk weight on dirty loans increases by 25 percentage points.
- **Green Supporting Factor (GSF):** the risk weight on green loans by 25 percentage points.
- **Green Quantitative Easing (GQE):** central banks increase the green corporate bonds that they hold under their QE programmes.

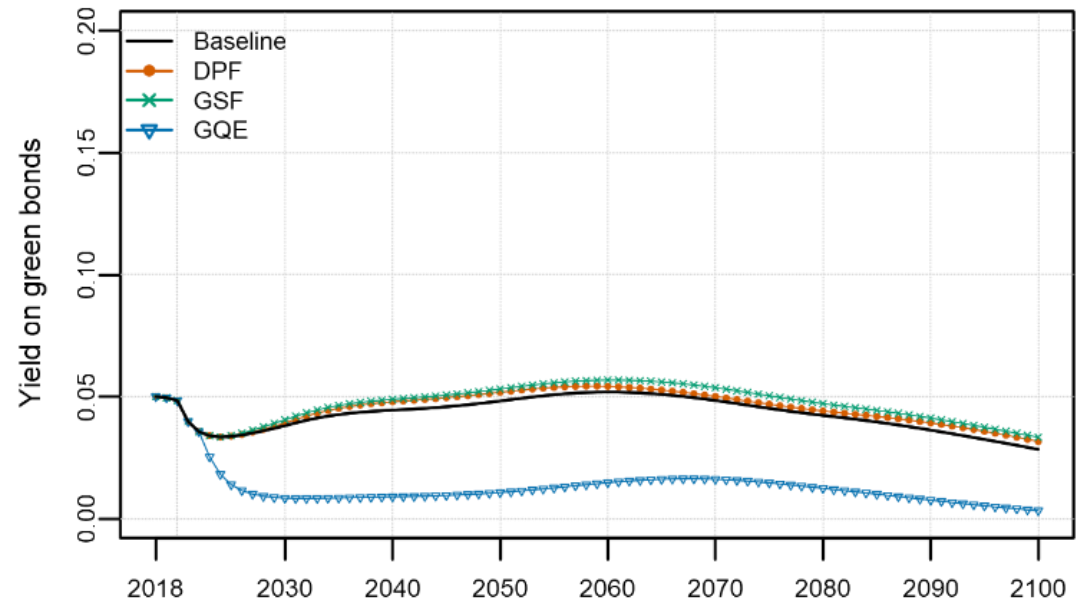
3. E-SFC modelling

Green monetary/financial policies

Capital adequacy ratio



Yield on green bonds



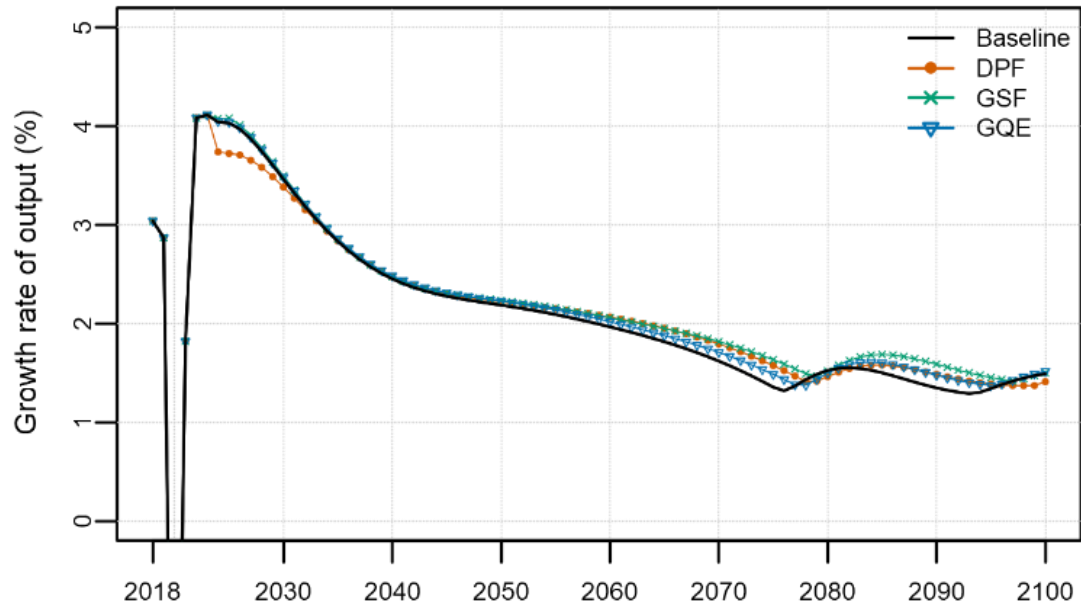
Source: Dafermos and Nikolaidi (in progress)

DPF: Dirty Penalising Factor
GSF: Green Supporting Factor
GQE: Green Quantitative Easing

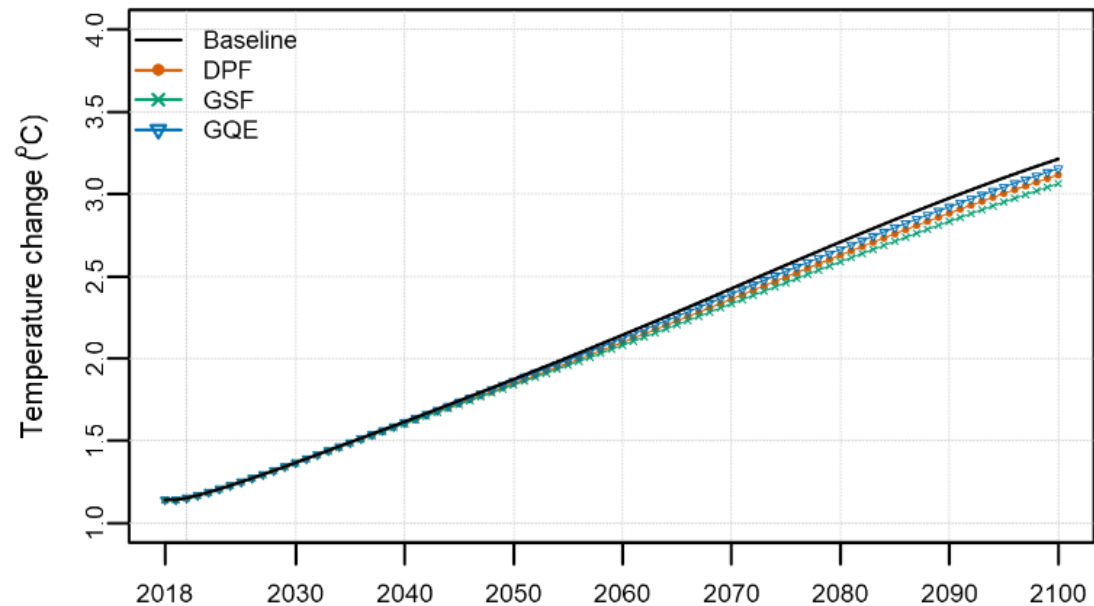
3. E-SFC modelling

Green monetary/financial policies

Growth rate of output



Atmospheric temperature



Source: Dafermos and Nikolaidi (in progress)

DPF: Dirty Penalising Factor
GSF: Green Supporting Factor
GQE: Green Quantitative Easing

3. E-SFC modelling

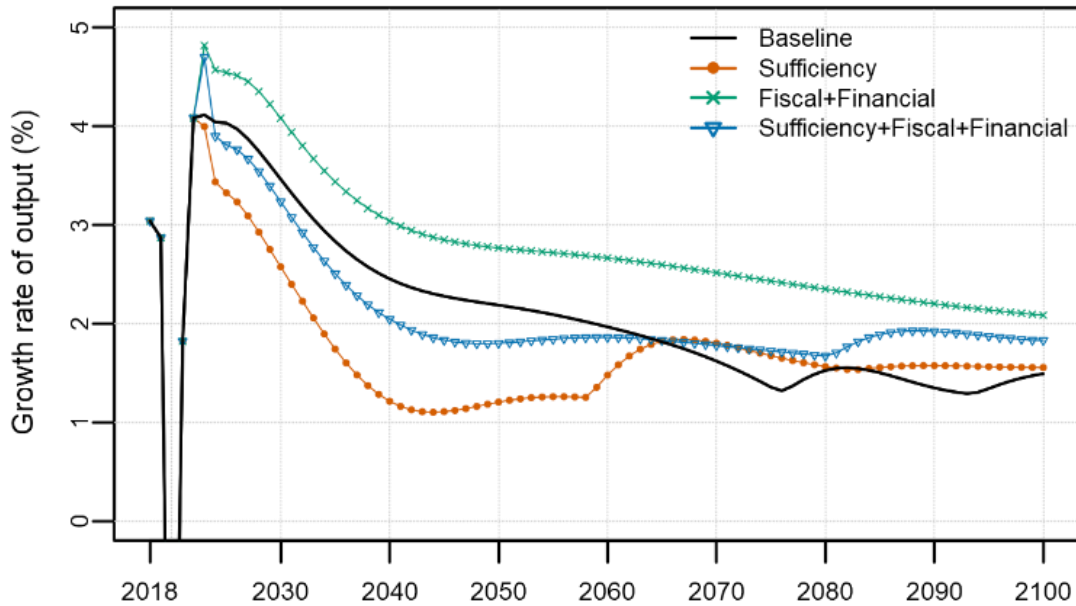
Sufficiency policies and climate policy mixes

- **Sufficiency scenario:** Policies that reduce consumption are introduced gradually over the period 2023-2100 and lead to a reduction in the propensities to consume by 15% in 2100 compared to their 2023 levels (these are combined with a reduction in working hours).
- Two climate policy mixes:
 - 1) **Fiscal+Financial scenario:** We combine green fiscal policies and green monetary/financial policies.
 - 2) **Sufficiency+Fiscal+Financial scenario:** We combine the sufficiency policies with the macroeconomic and financial policies of the previous scenario.

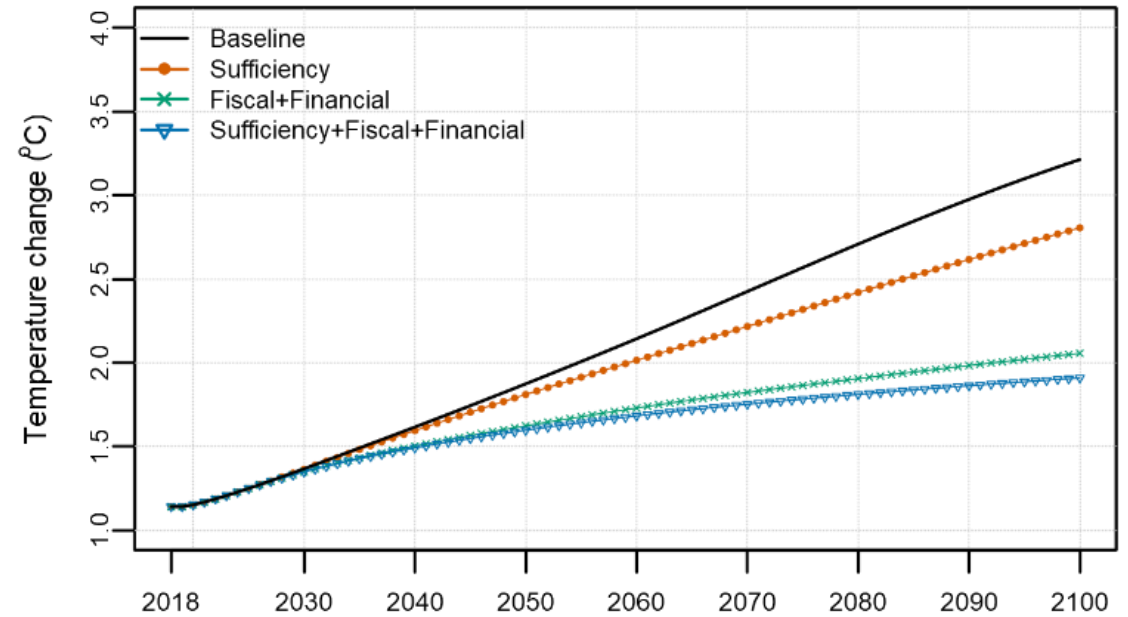
3. E-SFC modelling

Sufficiency policies and climate policy mixes

Growth rate of output



Atmospheric temperature



Source: Dafermos and Nikolaidi (in progress)

3. E-SFC modelling

Sufficiency policies and climate policy mixes

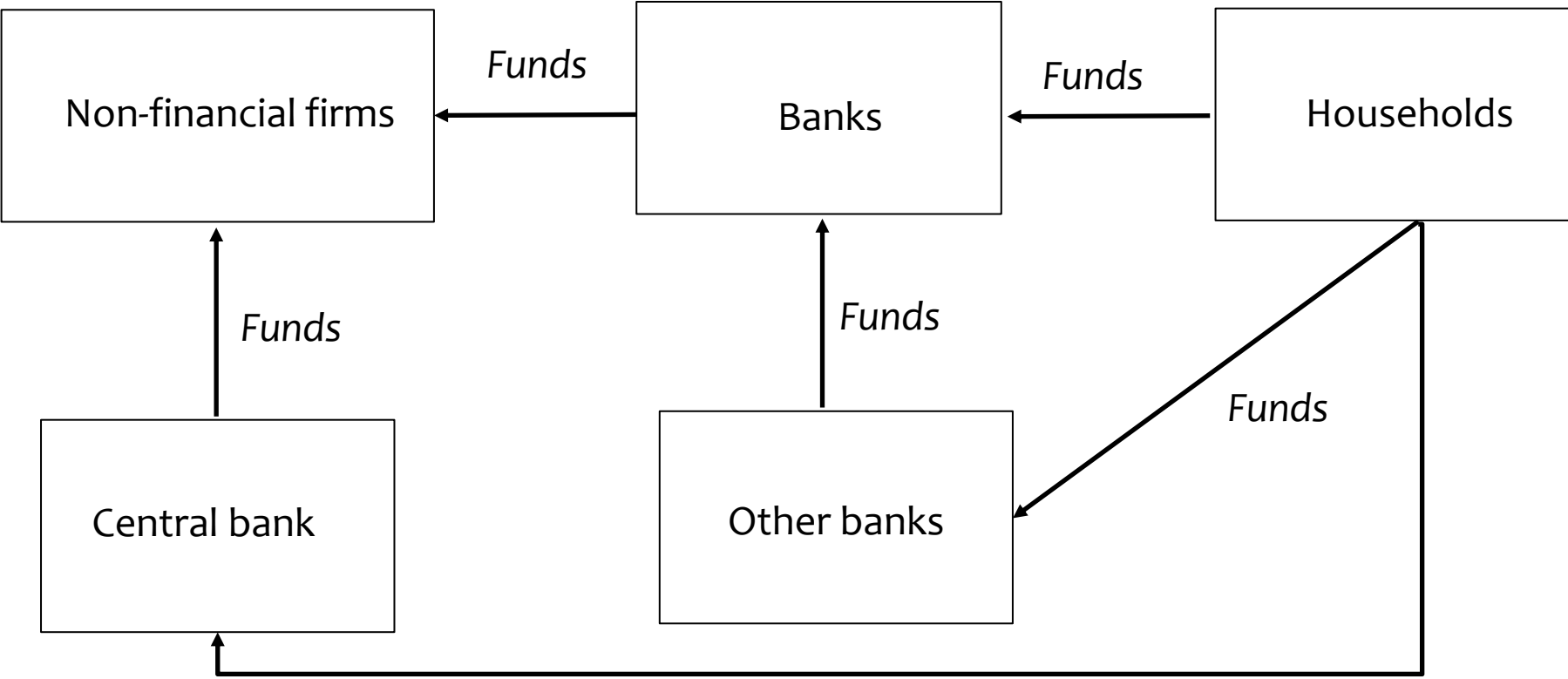
Category	Indicators	Sufficiency policies		Fiscal+Financial policies		Sufficiency +Fiscal+Financial policies	
		Short run	Long run	Short run	Long run	Short run	Long run
Ecological	Atmospheric temperature	Moderately declines	Declines	Declines	Declines	Declines	Declines
	Material use and waste	Moderately decline	Decline	Decline	Decline	Decline	Decline
Macroeconomic/ social	Unemployment rate	Moderately increases	Declines	Moderately declines	Declines	Moderately declines	Declines
	Wage share	Moderately declines	Increases	Moderately increases	Increases	Moderately increases	Increases
Financial	Default rate	Increases	Declines	Moderately declines	Declines	Moderately increases	Declines
	Banks' leverage ratio	Moderately increases	Increases	Moderately declines	Declines	Moderately increases	Moderately increases
	Public indebtedness	Moderately increases	Increases	Moderately declines	Declines	Moderately increases	Moderately increases

4. E-DSGE modelling

- **Environmental Stochastic General Equilibrium (E-DSGE)** models have been used to examine environmental issues in the context of business cycle analysis.
- A distinction can be made between: (i) **DSGE models without finance** and (ii) **DSGE models with finance**.
- In DSGE models without finance, a standard DSGE model is combined with a damage function and a carbon pricing framework. Main purpose: identify a carbon price that makes the business cycle smoother.
- In DSGE models with finance, environmental issues are examined in the context of a **financial accelerator** framework.

4. E-DSGE modelling

Financial intermediation in Gertler and Kiyotaki (2011)



4. E-DSGE modelling

A DSGE model with financial accelerator and carbon taxes

- Diluio et al. (2021) have developed a model that combines the financial accelerator framework with carbon taxes and climate finance policies.
- Two types of **energy producers**: low-carbon producers and fossil energy producers.
- **Banks** lend funds to firms obtained from households.
- The model includes emissions but not environmental damages.

Journal of Environmental Economics and Management 110 (2021) 102548

Contents lists available at ScienceDirect
Journal of Environmental Economics and Management
journal homepage: www.elsevier.com/locate/joem

Climate actions and macro-financial stability: The role of central banks

Francesca Diluio^a, Barbara Annicchiarico^{b,c}, Matthias Kalkuhl^{a,c}, Jan C. Minx^{b,d}

^a Mercator Research Institute on Global Commons and Climate Change (MCC), Torquay Str. 12-15, 10829, Berlin, Germany
^b University of Rome Tor Vergata, Department of Economics and Finance, Via Columbia 2, 00133 Roma, Italy
^c University of Potsdam, Faculty of Economics and Social Sciences, August-Bebel-Strasse 89, 14482 Potsdam, Germany
^d Priestley International Centre for Climate, School of Earth and Environment, University of Leeds, Leeds LS2 9JT, UK

ARTICLE INFO

JEL classification:
E50
E23
O43
O50
O58

Keywords:
Climate policy
Green transition
Monetary policy
Capital requirements
Green quantitative easing
Euro area

ABSTRACT

Limiting global warming to well below 2 °C may pose threats to macroeconomic and financial stability. In an estimated Euro Area New Keynesian model with financial frictions and climate policy, we study the possible perils of a low-carbon transition and evaluate the role of monetary policy and financial regulation. We show that, even for very ambitious climate targets, transition costs are moderate along a timely and gradual mitigation pathway. Inflation volatility strongly increases for disorderly climate policy, demanding a strong monetary response by central banks. In reaction to an adverse financial shock originating in the fossil sector, a green quantitative easing policy can provide an effective stimulus to the economy, but its stabilizing properties do not significantly differ from those of market neutral asset purchase programs. A financial regulation, encouraging the decarbonization of the banks' balance sheets via *ad hoc* capital requirements, can significantly reduce the severity of a financial crisis, but prolongs the recovery phase. Our results suggest that the involvement of central banks in climate actions must be carefully designed to be in compliance with their mandate and to avoid unintended trade-offs.

Through our strategy review, we will determine where and how the issue of climate change and the fight against climate change can actually have an impact on our policies.

[Christine Lagarde (2020), President of the ECB]

1. Introduction

By signing and ratifying the Paris Agreement countries agreed to limit global warming to well below 2 °C. Achieving this target requires to reach net-zero CO₂ emissions within the next 50–60 years (IPCC, 2018). According to recent estimates, this implies global emissions to decline by approximately 7% per year in a typical 1.5 °C scenario and by 3% per year in a 2 °C scenario (e.g. Höhne et al., 2020). Such strong emission reductions are historically unprecedented and partially the result of the past decade of political failure in contrasting climate change. In the absence of more stringent climate policies, global emissions are bound to keep rising (e.g. Friedlingstein et al., 2019; UNEP, 2019).¹ The current plans of expanding fossil fuel production will lead to emission levels in

* Corresponding author.
E-mail addresses: diluio@mcc-berlin.net (F. Diluio), barbara.annicchiarico@uniroma2.it (B. Annicchiarico), kalkuhl@mcc-berlin.net (M. Kalkuhl), minx@mcc-berlin.net (J.C. Minx).

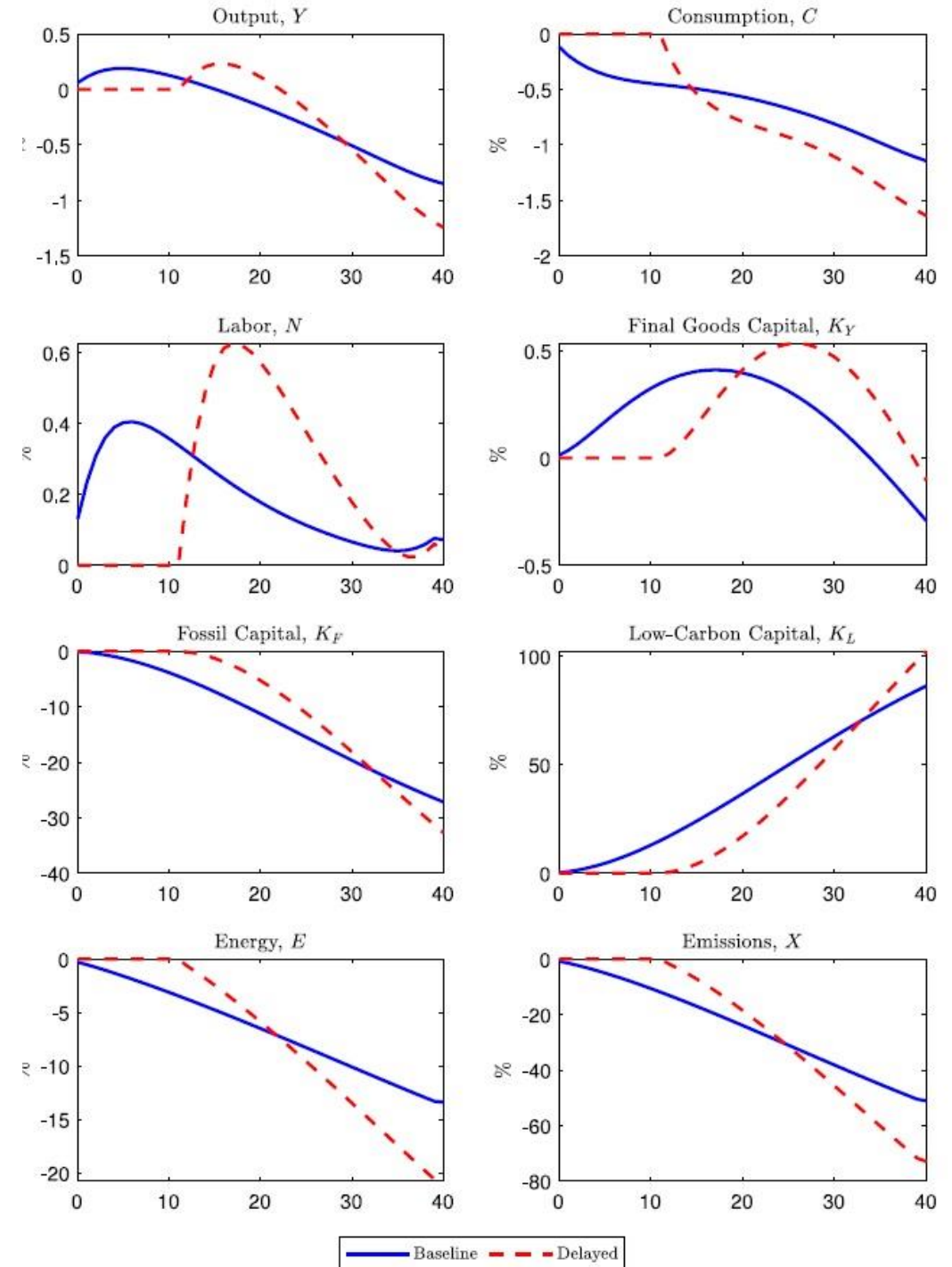
¹ While the pandemic crisis has led to a projected decrease of 7% in carbon emissions in 2020 (see Le Quéré et al., 2020, 2021), past recessions showed a quick rebound in emissions with even higher growth rates (e.g. Peters et al., 2020).

<https://doi.org/10.1016/j.joem.2021.102548>
Received 29 July 2020
Available online 17 October 2021
0095-0696/© 2021 Elsevier Inc. All rights reserved.

4. E-DSGE modelling

A DSGE model with financial accelerator and carbon taxes

- The figure shows the effects of an increase in carbon taxes.
- Due to rational expectations, the increase in the carbon tax leads **firms to increase production** in the first years (since they expect a further increase in their production costs in the future).
- In their attempt to maximise their intertemporal utility, **workers also supply more labour and save more** (since they expect a reduction in their wages in the future).
- As a result of these developments, **inflation also declines**.



Source: Diluiso et al. (2021)
Note: *Baseline* is the orderly scenario and *Delayed* is the disorderly scenario in which the mitigation policy is implemented with a 3-year delay.

4. E-DSGE modelling

A DSGE model with green QE


- Ferrari and Nispi Landi (2020) have developed a model that combines the DSGE financial accelerator framework with some aspects of the DICE model.
- A distinction is made between **green** and **brown** firms both of which issue bonds bought by banks and the central bank. Green and brown bonds are not perfect substitutes.

Banks		Central Bank	
Assets	Liabilities	Assets	Liabilities
Green bonds $b_{F_t}^G$	Net worth n_t	Green bonds $b_{P_t}^G$	Pub. bonds d_{P_t}
Brown bonds $b_{F_t}^B$	Deposits d_t	Brown bonds $b_{P_t}^B$	



Working Paper Series

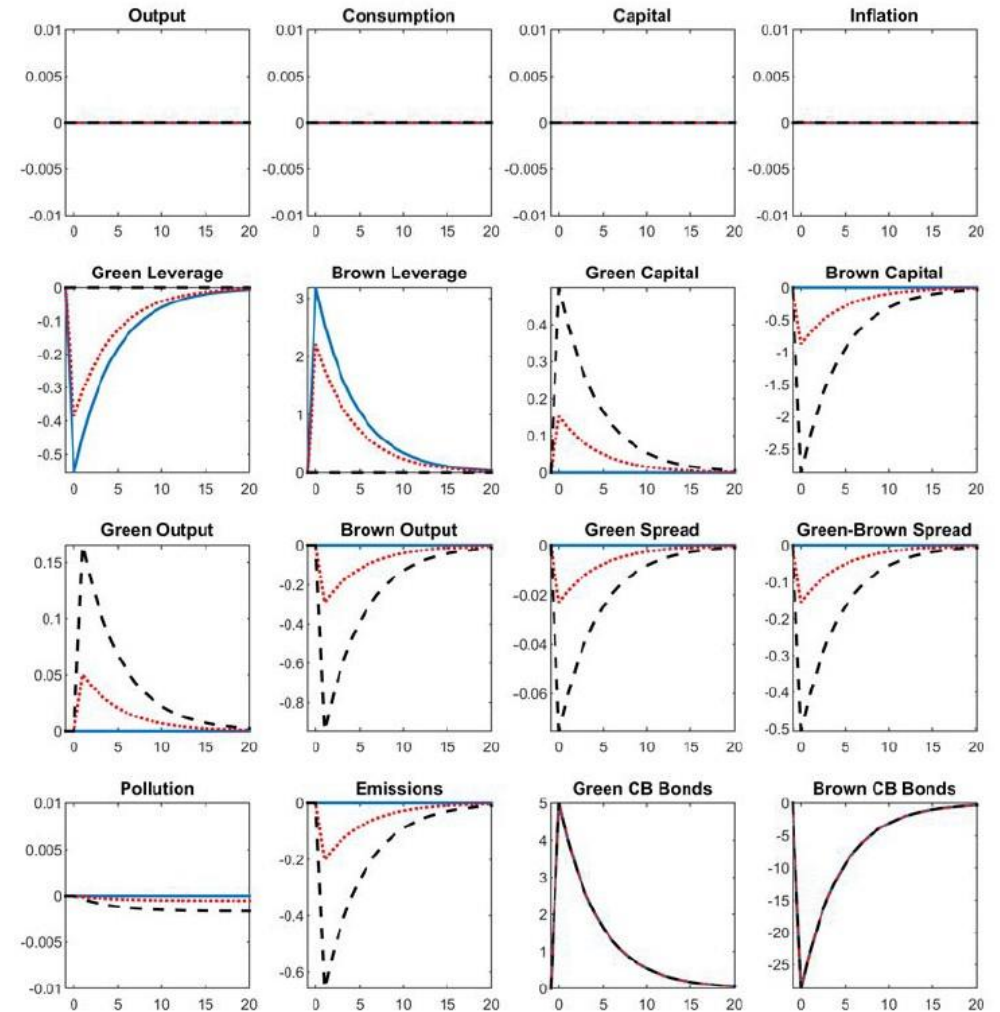
Alessandro Ferrari, Valerio Nispi Landi
 Whatever it takes to save the planet?
 Central banks and unconventional
 green policy



4. E-DSGE modelling

A DSGE model with green QE

- Only brown firms generate carbon emissions. The concentration of carbon affects a **damage function** which in turn affects **total factor productivity**. In the steady state the concentration of carbon is constant.
- The figure shows the effects of a green QE that takes the form of an increase in green bonds bought by the central bank, accompanied by a decline in brown bonds.
- Ferrari and Nispi Landi (2022) have developed a similar model in which households face green-bond utility and brown-bond disutility.



Source: Ferrari and Nispi Landi (2020)

5. Conclusion

- Policy institutions have shown a growing interest in the ecological and environmental modelling of climate policies.
- **Key question:** which type of modelling can be more useful for guiding climate policy design?
- Areas for future research in **ecological macroeconomic modelling:**
 - 1) Degrowth, consumption patterns and environmental regulation
 - 2) Links between environmental policies and balance of payments constraints
 - 3) Sectoral dynamics (e.g. through input-output tables) and inequality
 - 4) Country-specific E-SFC models
 - 5) Global North-Global South interactions and global climate justice